



summary

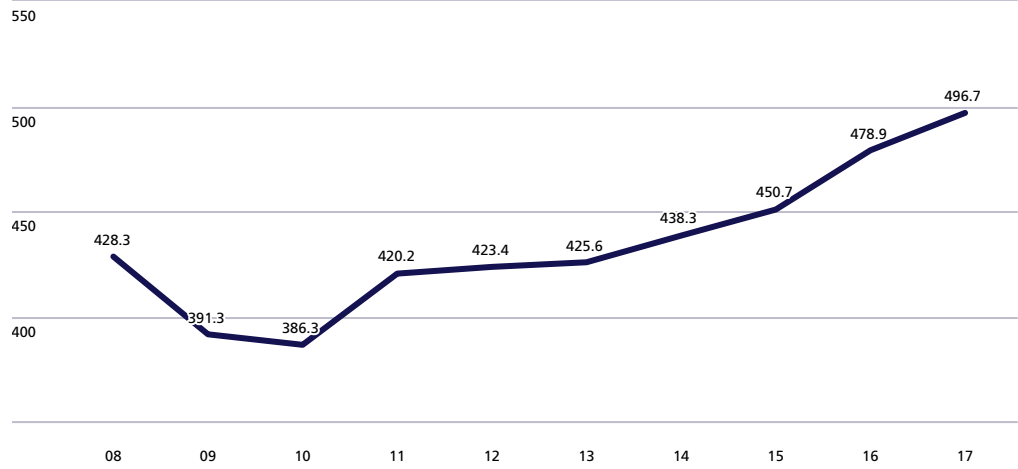
104 Airlines offered services at Amsterdam Airport Schiphol in 2017, providing direct access to 326 network destinations worldwide. Compared to previous year the number of passengers grew **+7.7%** to 68.4 million passengers (excl. transito). The number of commercial movements increased by **+3.7%** (to 497 thousand) and the freight volume increased by **+5.4%** to nearly 1.8 million tonnes.

Traffic and transport summary

	2017	Compared to 2016 in %
Air transport movements (excl. general aviation)	496,748	3.7%
- scheduled services	475,922	3.4%
- non-scheduled services	20,826	11.3%
- passenger services	478,952	3.9%
- full-freighter services	17,796	-0.1%
General aviation	17,877	0.3%
Total air transport movements (incl. general aviation)	514,625	3.6%
Passenger transport (incl. transit-direct 1x)	68,515,425	7.7%
- scheduled services	65,658,519	7.2%
- non-scheduled services	2,856,906	20.9%
- domestic	966	-75.8%
- europe	48,655,518	7.8%
- intercontinental	19,858,941	7.4%
Transit-direct passengers	114,279	24.5%
Passenger transport (excl. transit-direct)	68,401,146	7.7%
Cargo transport (tonnes)	1,752,571	5.4%
- inbound	897,157	4.3%
- outbound	855,414	6.6%
- passengers services	700,164	5.1%
- full-freighter services	1,052,407	5.7%
Mail transport (tonnes)	25,811	-20.5%

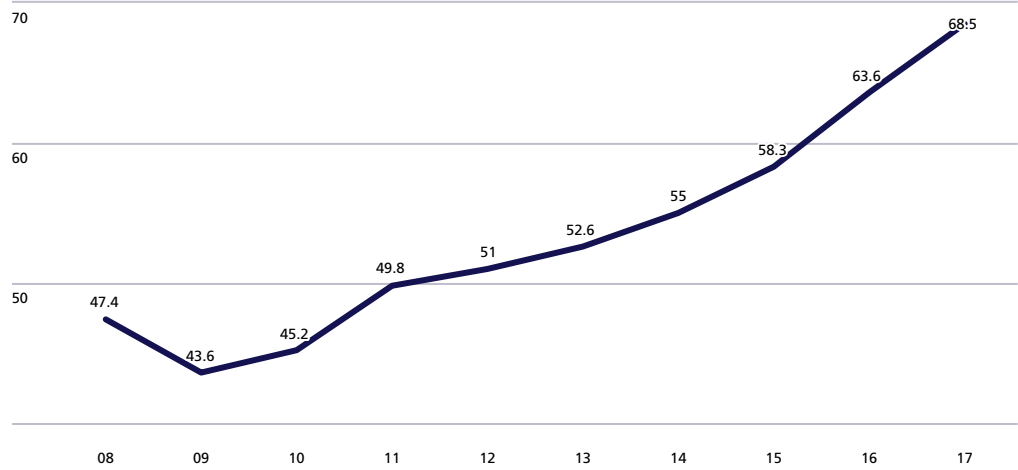
Air transport movements annual totals

x 1.000



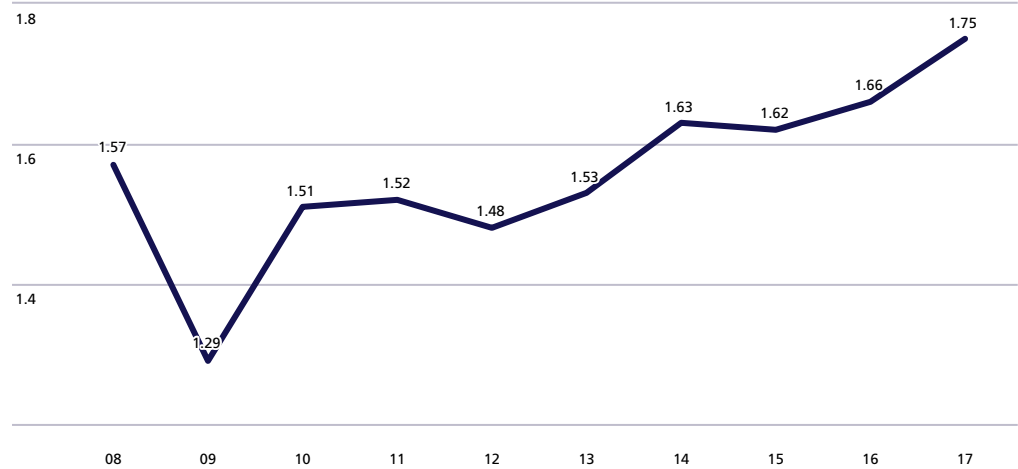
Passenger transport annual totals

in million



Freight transport annual totals

in million tonnes



Traffic and transport summary per continent

	Air transport movements	compared to 2016 in %	Passengers (incl. Transit-direct)	compared to 2016 in %	Cargo (tonnes)	compared to 2016 in %
E.U. ¹	342,441	4.4%	40,997,270	8.2%	66,950	7.9%
Rest of Europe	62,332	0.2%	7,659,214	5.6%	181,992	23.1%
Total Europe	404,773	3.7%	48,656,484	7.8%	248,942	18.6%
North America	28,870	2.9%	6,698,629	7.2%	306,223	-0.5%
Latin America	12,094	6.6%	3,148,656	7.4%	200,022	13.1%
Africa	14,748	4.5%	2,757,309	8.1%	161,494	-6.2%
Middle East	12,957	3.0%	2,442,351	8.8%	220,406	2.6%
Asia	23,306	3.4%	4,811,996	6.6%	615,483	6.0%
Total intercontinental	91,975	3.8%	19,858,941	7.4%	1,503,629	3.5%
Grand total	496,748	3.7%	68,515,425	7.7%	1,752,571	5.4%

¹ The 28 official members of the European Union



air transport movements